



Landfill design:

Name _____


Period _____




1. Clay




2. Tape



3. Parafilm



4. Plastic wrap



5. Combo

Safety:

- Do not touch the NaOH to your skin or your eyes (wear goggles)
- You can wear gloves and/or use the tweezers
- Do not eat (or drink) the materials

Predictions:

1. Rank the landfills in order from highest amount of leakage to lowest amount of leakage.

2. Set up your landfills by wrapping the NaOH (your waste) in each of the different materials. For the last (#5) landfill, use any combination of materials that you want to try. List the layers below the diagrams at the top of the page.

Results:

3. Was your prediction correct? Yes or No? If no, what was the actual ranking?:

4. What are ideal conditions for a landfill?

5. What are 2 more environmentally friendly alternatives to using landfills?